

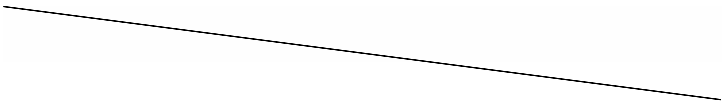


By February 1 of each year, every school in California is required by state law to publish a School Accountability Report Card (SARC). The SARC contains information about the condition and performance of a school.



Last updated: 11/21/2017

Last updated: 12/18/2017



Last updated: 1/25/2016

Last updated: 1/25/2016

The SARSA e

Last updated: 1/25/2018

Last updated: 1/19/2018

Year and month in which the data were collected: October 2017

Reading/Language Arts	McGraw Hill Treasures and Triumphs, c2010 - adopted 2012	No	0.0%
Mathematics	McGraw Hill My Math, grades K-5, c2013 - adopted 2016 Houghton Mifflin Harcourt Big Ideas Math, grade 6, c2015 - adopted 2017	Yes	0.0%
Science	Scott Foresman Science K-6, c2008 - adopted 2008	Yes	0.0%
History-Social Science	McGraw Hill California Vistas grades K-6, c2007 - adopted 2007	Yes	0.0%
Foreign Language	N/A		0.0%
Health	N/A		0.0%
Visual and Performing Arts	N/A		0.0%
Science Lab Eqpmt (Grades 9-12)	N/A	N/A	0.0%

Note: Cells with N/A values do not require data.

Last updated: 1/9/2018

Year and month of the most recent FIT report: January 2018

Last updated: 1/24/2018

The SARC provides the following information relevant to the State priority: Pupil Achievement (Priority 4):

-

Last updated: 1/25/2018

†fff' üÀ†ffGAeEDt E' ! fff TTGAÉx

Note: ELA test results include the Smarter Balanced Summative Assessment and the CAA. The "Percent Met or Exceeded" is calculated by taking the total number of students who met or exceeded the standard on the Smarter Balanced Summative Assessment plus the total number of students who met the standard (i.e., achieved Level 3-Alternate) on the CAAs divided by the total number of students who participated in both assessments.

Note: Double dashes (--) appear in the table when the number of students is ten or less, either because the number of students in this category is too small for statistical accuracy or to protect student privacy.

Note: The number of students tested includes all students who participated in the test whether they received a score or not; however, the number of students tested is not the number that was used to calculate the achievement level percentages. The achievement level percentages are calculated using only students who received scores.

Last updated: 1/25/2016

Note: Mathematics test results include the Smarter Balanced Summative Assessment and the CAA. The "Percent Met or Exceeded" is calculated by taking the total number of students who met or exceeded the standard on the Smarter Balanced Summative Assessment plus the total number of students who met the standard (i.e., achieved Level 3-Alternate) on the CAAs divided by the total number of students who participated in both assessments.

Note: Double dashes (--) appear in the table when the number of students is ten or less, either because the number of students in this category is too small for statistical accuracy or to protect student privacy.

Note: The number of students tested includes all students who participated in the test whether they received a score or not; however, the number of students tested is not the number that was used to calculate the achievement level percentages. The achievement level percentages are calculated using only students who received scores.

Last updated: 1/25/2016

Last updated: ued: ued: ue

The SARC provides the following information relevant to the State priority: Other Pupil Outcomes (Priority 8):

- Pupil outcomes in the subject area of physical education
-

Note: Percentages are not calculated when the number of students tested is ten or less, either because the number of students in this category is too small for statistical accuracy or to protect student privacy.

Last updated: 1/25/2018

The SARC provides the following information relevant to the State priority: Parental Involvement (Priority 3):

- Efforts the school district makes to seek parent input in making decisions for the school district and each schoolsite

Valley View Elementary is proud of its numerous parent volunteers and has developed many opportunities for parent involvement. Parent volunteers that have their Volunteer Badge work in the classrooms and assist with school-wide activities. Visitors are welcome and must check in with the office. Parents are informed of events and activities through regular voice and/or written communications, our school's website, the Valley View Community Website and a monthly calendar.

Valley View Elementary does not have a Parent - Teacher Association (PTA), but is the "friend of" the Valley View Parents' Club (VVPC), a registered 501(c)(3) organization. The VVPC hosts community building activities and raises funds for school - wide programs designed to support the academic needs of all students, including school-wide assemblies, music curriculum for all students, intervention and enrichment programs, field trips and transportation, and after school enrichment programs. The VVPC meets monthly with a teacher representative and the principal in attendance. Valley View also holds Family Math Night, Literacy Night, Science Night, and The Arts Night.

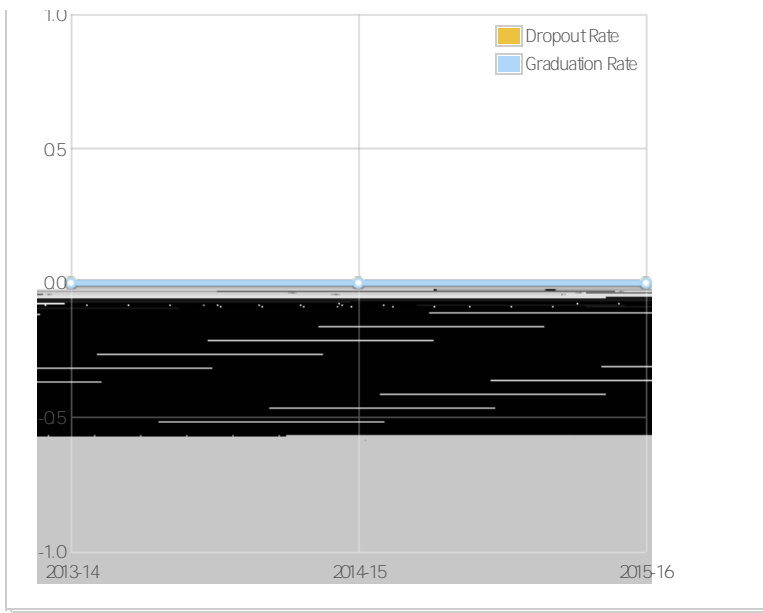
School Site Council (SSC): Every elementary school must have a School Site Council composed of five parents or community members, the principal, three classroom teachers, and one other staff member (Education Code Section 52852). The role of the Valley View SSC is to empower elected members to work democratically to improve student achievement and provide leadership and accountability for closing the achievement gap.

Contact Information for Parental Involvement: Staff Community Engagement Office (510) 307-4526

Last updated: 12/18/2017

The SARC provides the following information relevant to the State priority: Pupil Engagement (Priority 5):

- High school dropout rates and
- High school graduation rates



The SARC provides the following information relevant to the State priority: School Climate (Priority 6):

- Pupil suspension rates
 - Pupil expulsion rates; and
 - Other local measures on the sense of safety
-

The information in this section is required to be in the SARC but is not included in the state priorities for LCFF.

Last updated: 1/26/2018

* Number of classes indicates how many classes fall into each size category (a range of total students per class).

Last updated: 1/25/2018

Last updated:

- SCHOOL SUPPORT-DATA & ACCOUNTABILTY
- VISUAL & PERFORMIN

Last updated: 1/18/2018

For detailed information on salaries, see the CDE Certificated Salaries & Benefits Web page at <http://www.cde.ca.gov/ds/fd/cs/>.

Last updated: 1/25/2018

Last updated: 12/18/2017